

Comparison of Covered Employment for the City of Cleveland and Cuyahoga County First Quarter 2003

In a continuation of our efforts to publish sub-county level data, the Ohio Bureau of Labor Market Information, in cooperation with the U.S. Bureau of Labor Statistics (BLS), geocoded covered employment and wage data for the City of Cleveland and Cuyahoga County. First quarter 2003 data from the Quarterly Census of Employment and Wages (QCEW) program was used. A geocodable record contains a physical location address that can be assigned a longitude, latitude, and place code.

A table was published presenting first quarter 2003 employment and wage data for establishments identified as being in the City of Cleveland (place code = 16000). The geocoded data were further evaluated and maps were produced to show private ownership employment levels for each ZIP code in the City of Cleveland and Cuyahoga County. Three industrial sectors were selected for mapping at the ZIP code level: Manufacturing; Retail Trade; and Professional and Technical Services. Comparable data and maps for the first quarter of 2002 can be viewed at: <http://lmi.state.oh.us/CEP/CEP.htm>. It should be noted that the ZIP codes plotted on the City of Cleveland maps were those with employment assigned the place code 16000 by the geocoding software. Also, due to mapping software limitations, some ZIP codes were combined.

The number of private sector establishments and average employment for both the City of Cleveland and Cuyahoga County are presented in the table below. The City of Cleveland accounts for 34.4 percent of the private sector employment in Cuyahoga County.

Quarterly Census of Employment and Wages				
First Quarter 2003				
Industry Sector	City of Cleveland		Cuyahoga County	
	Establishments	Avg. Emp.	Establishments	Avg. Emp.
Total Private Sector	9,022	223,427	37,449	649,631
Manufacturing	1,082	29,525	2,752	93,173
Retail Trade	1,184	13,456	4,899	75,061
Professional and Technical Services	1,172	20,706	4,757	44,665

The Manufacturing Sector comprises establishments engaged in the mechanical, physical, or chemical transformation of materials, substances, or components into new products. For the first quarter of 2003, the City of Cleveland had 1,082 Manufacturing establishments with an average monthly employment of 29,525. This represents 13.2% of all privately owned City employment. Manufacturing employment in Cuyahoga County is 14.3%, with 31.7% of it located within the City of Cleveland.

The Retail Trade Sector comprises establishments engaged in retailing merchandise, generally without transformation, and rendering services incidental to the sale of merchandise. For the City of Cleveland, 1,184 Retail Trade establishments with an average monthly employment of 13,456 were geocoded. That accounts for 6.0% of the City's employment. Cuyahoga County employment is 11.6% Retail Trade, with 17.9% of it located within the City.

The Professional and Technical Services Sector comprises establishments that specialize in performing professional, scientific, and technical activities for others. These activities require a high degree of expertise and training. The establishments in this sector specialize according to expertise and provide these services to clients in a variety of industries. The City of Cleveland has 1,172 establishments engaged in Professional and Technical Services, with an average monthly employment of 20,706. While 9.3% of City employment is in this Sector, only 6.9% of Cuyahoga County employment is in this industry, with 46.4% of it within the City.

Ohio Department of Job and Family Services
Office of Workforce Development
Bureau of Labor Market Information
Columbus 43266 08/30/04


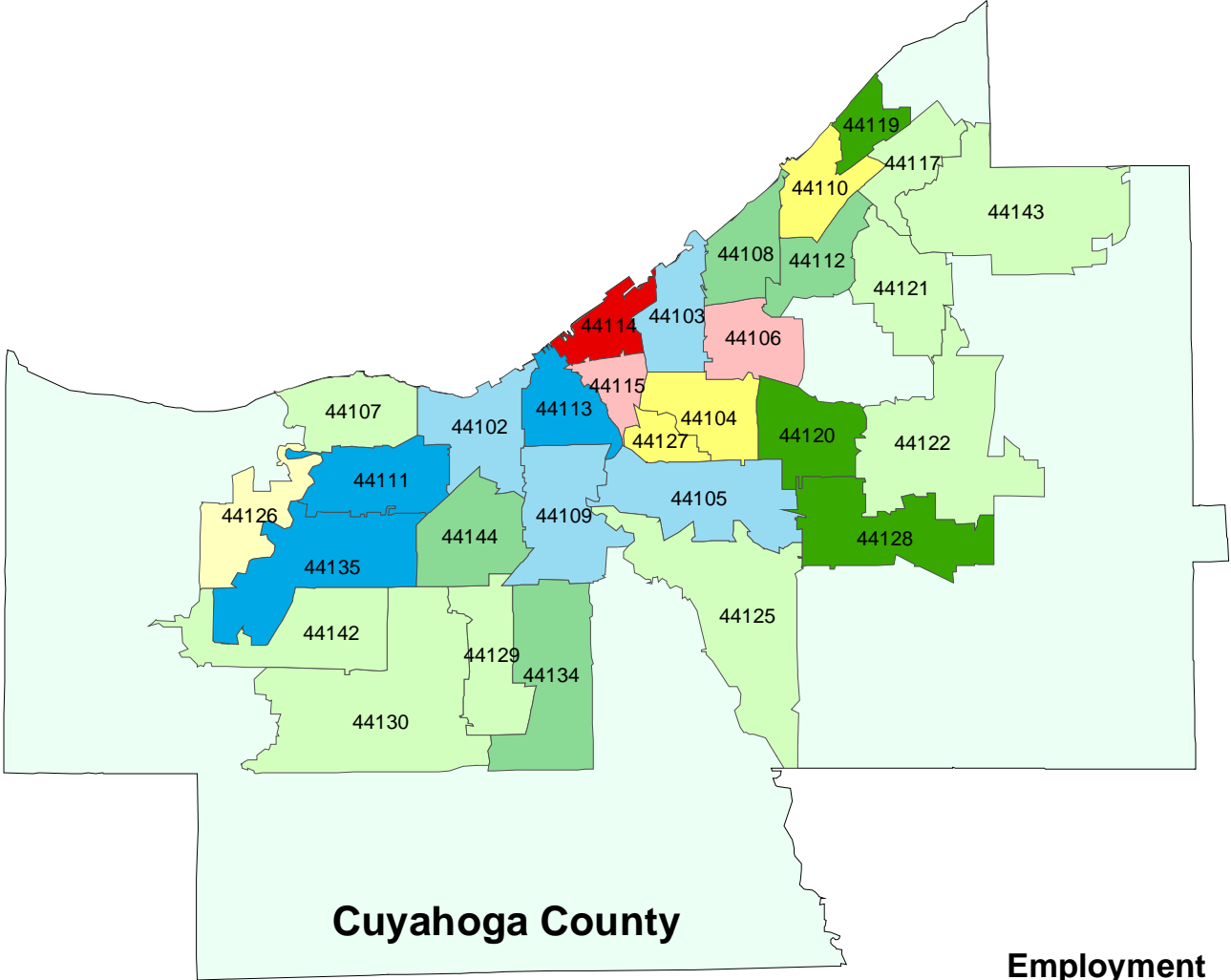
**City of Cleveland Geocoded data on
Establishments, Average Employment and Total Wages Paid by Industrial Sector
as Covered under the Ohio and Federal Unemployment Compensation Laws
First Quarter 2003 (a)**

Industrial Sector	Number of Establishments	Average Monthly Employment	Total Wages (in Thousands of Dollars)
Total covered under Ohio UC Law (b)	9,113	270,767	\$2,983,762
Private Sector	9,022	223,427	2,478,404
Agriculture, forestry, fishing and hunting	3	23	95
Mining	7	172	2,499
Utilities	15	948	16,339
Construction	507	6,253	74,366
Manufacturing	1,082	29,525	313,552
Wholesale trade	653	11,475	153,036
Retail trade	1,184	13,456	76,445
Transportation and warehousing	231	4,340	39,736
Information	150	6,566	94,758
Finance and insurance	499	21,690	435,164
Real estate and rental and leasing	310	3,072	25,519
Professional and technical services	1,172	20,706	298,393
Management of companies and enterprises	60	6,819	112,179
Administrative and waste services	461	14,277	105,013
Educational services	78	10,629	100,955
Health care and social assistance	722	46,857	465,711
Arts, entertainment, and recreation	107	4,906	60,681
Accommodation and food services	857	13,222	46,599
Other services, except public administration	924	8,491	57,364
State & Local Government	91	47,340	505,359
State Government	21	3,591	43,788
Local Government	70	43,749	461,571
Federal Government (c)	27	7,689	104,142

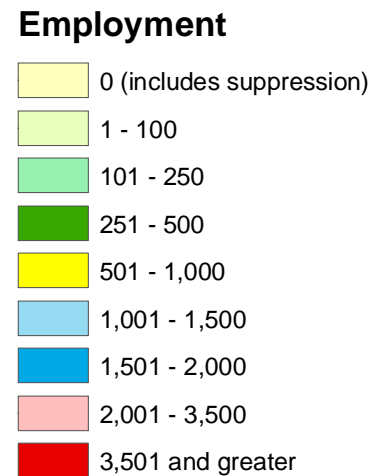
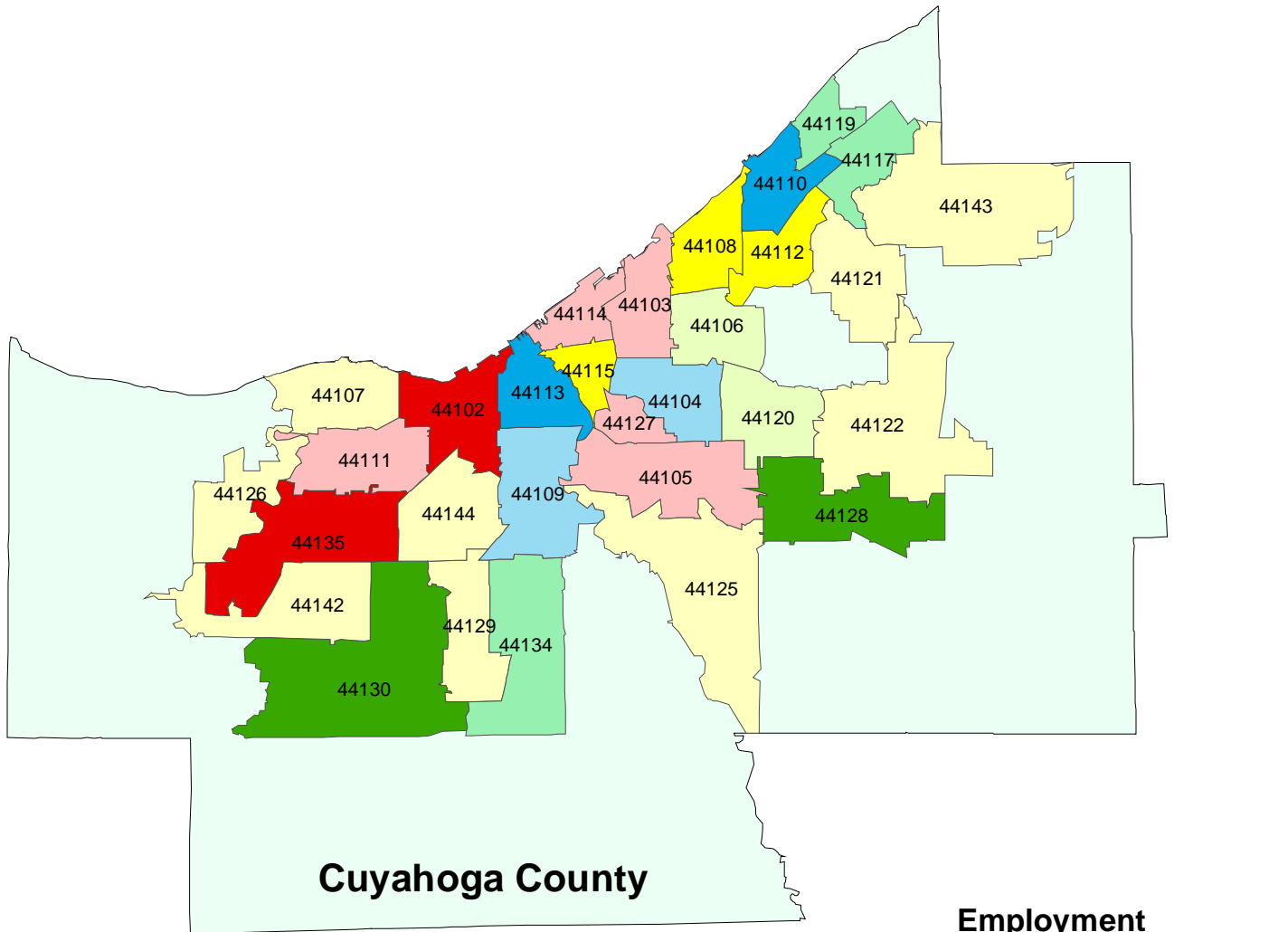
(a) The First Quarter 2003 Covered Employment and Wage data for the City of Cleveland presented above were developed as part of a special project conducted in cooperation with the U.S. Bureau of Labor Statistics. A geocodable record contains a physical location address that can be assigned a longitude, latitude and place code. The information presented above were those records identified as having the place code for the City of Cleveland (16000) and are based upon employers' reports for first quarter 2003 received in Bureau of Labor Market Information through January 1, 2004.

(b) Summed totals and subtotals may not equal the sum of industrial divisions because of the exclusion of those industries with fewer than three employers or because of rounding. Includes the Private Sector and State Government entities, but excludes Federal Government agencies. (c) Includes only Federal Government agencies.


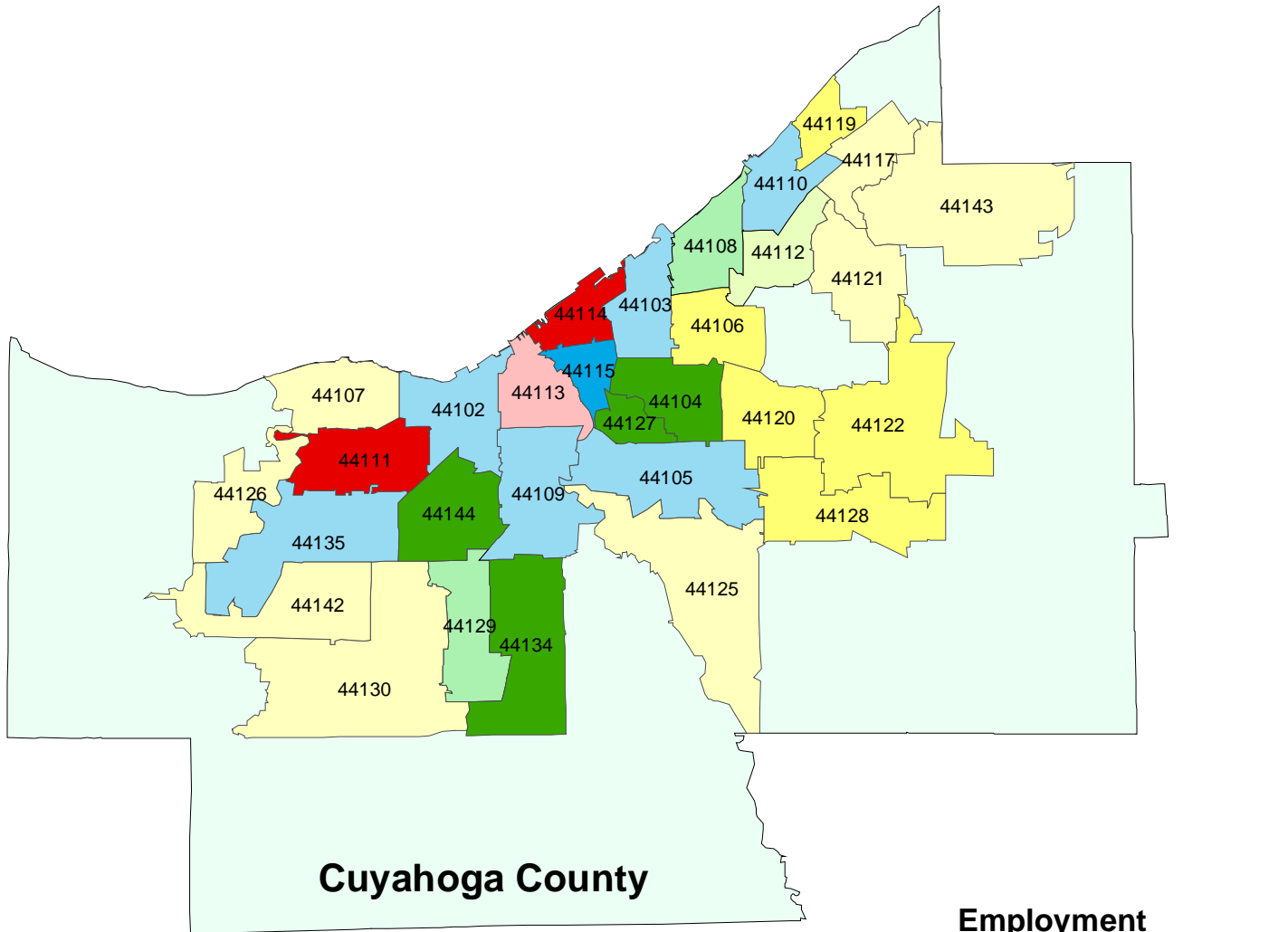
Cleveland City Private Covered Employment by Zip Code, 1st Quarter 2003




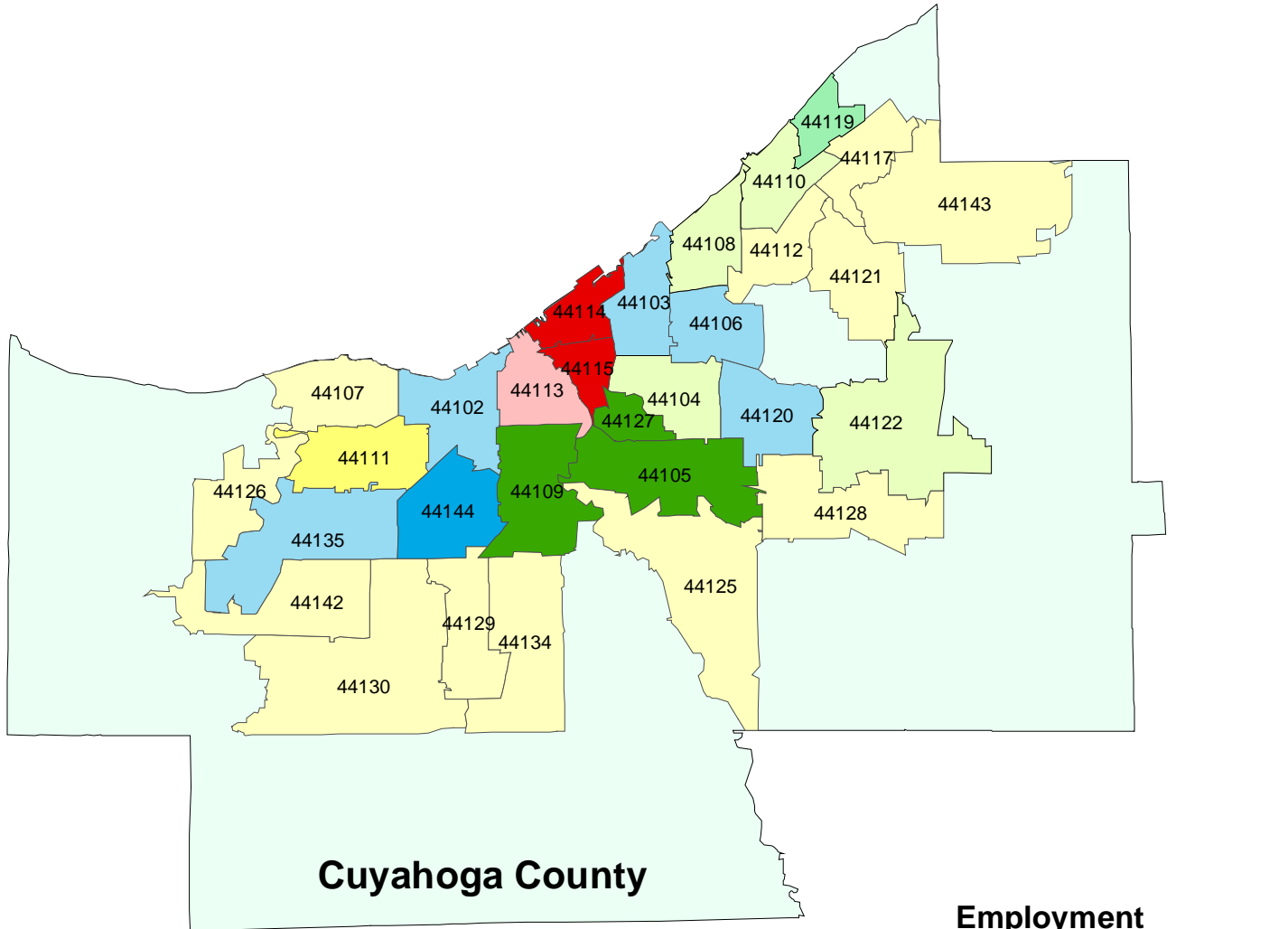
Cleveland City NAICS Sector 31-33 Manufacturing Employment by Zip Code, 1st Quarter 2003



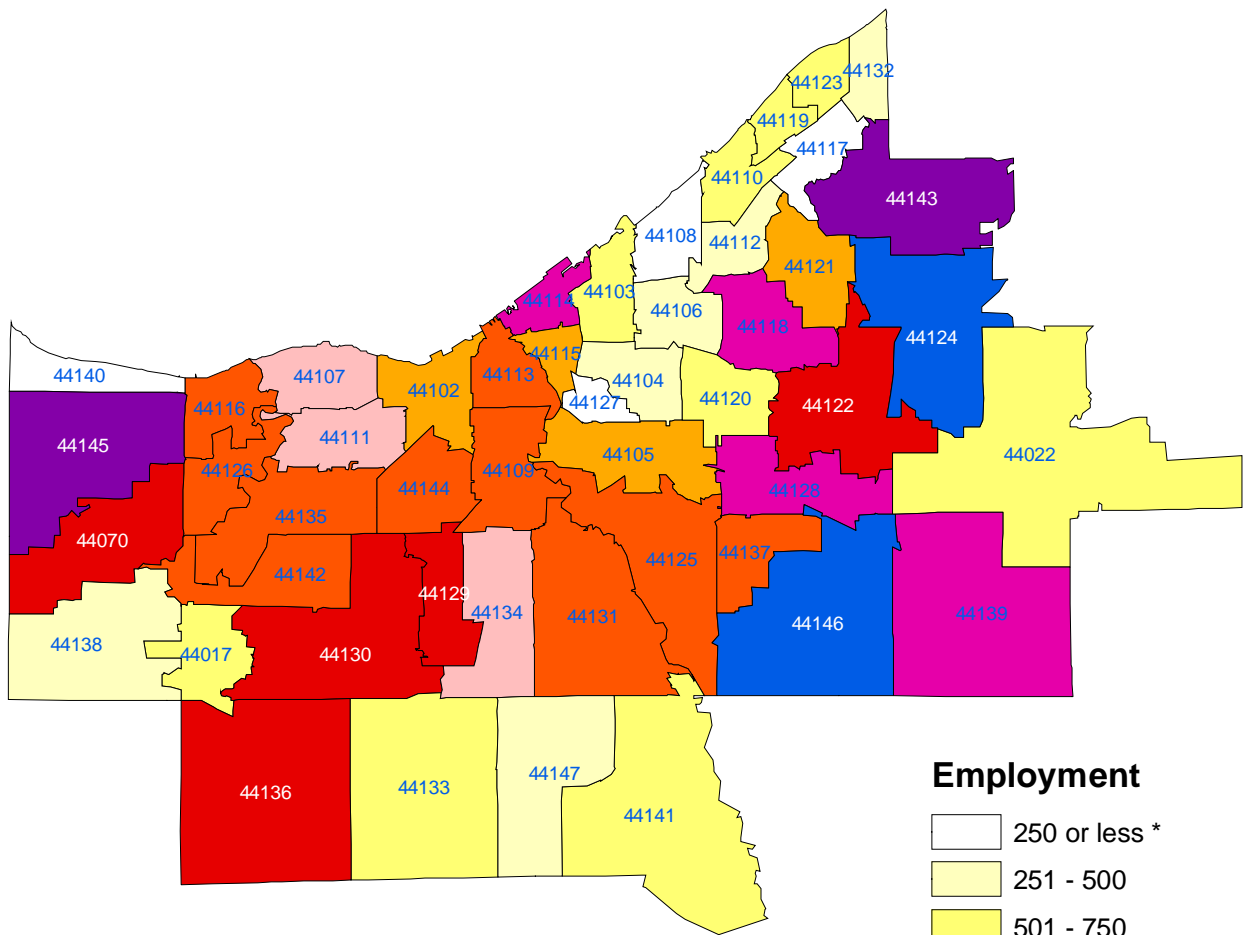
Cleveland City NAICS Sector 44-45 Retail Trade Employment by Zip Code, 1st Quarter 2003



Cleveland City NAICS Sector 54 Professional, Scientific, and Technical Services Employment by Zip Code, 1st Quarter 2003



Cuyahoga County NAICS Sector 44-45, Retail Trade Employment by Zip Code, 1st Quarter 2003



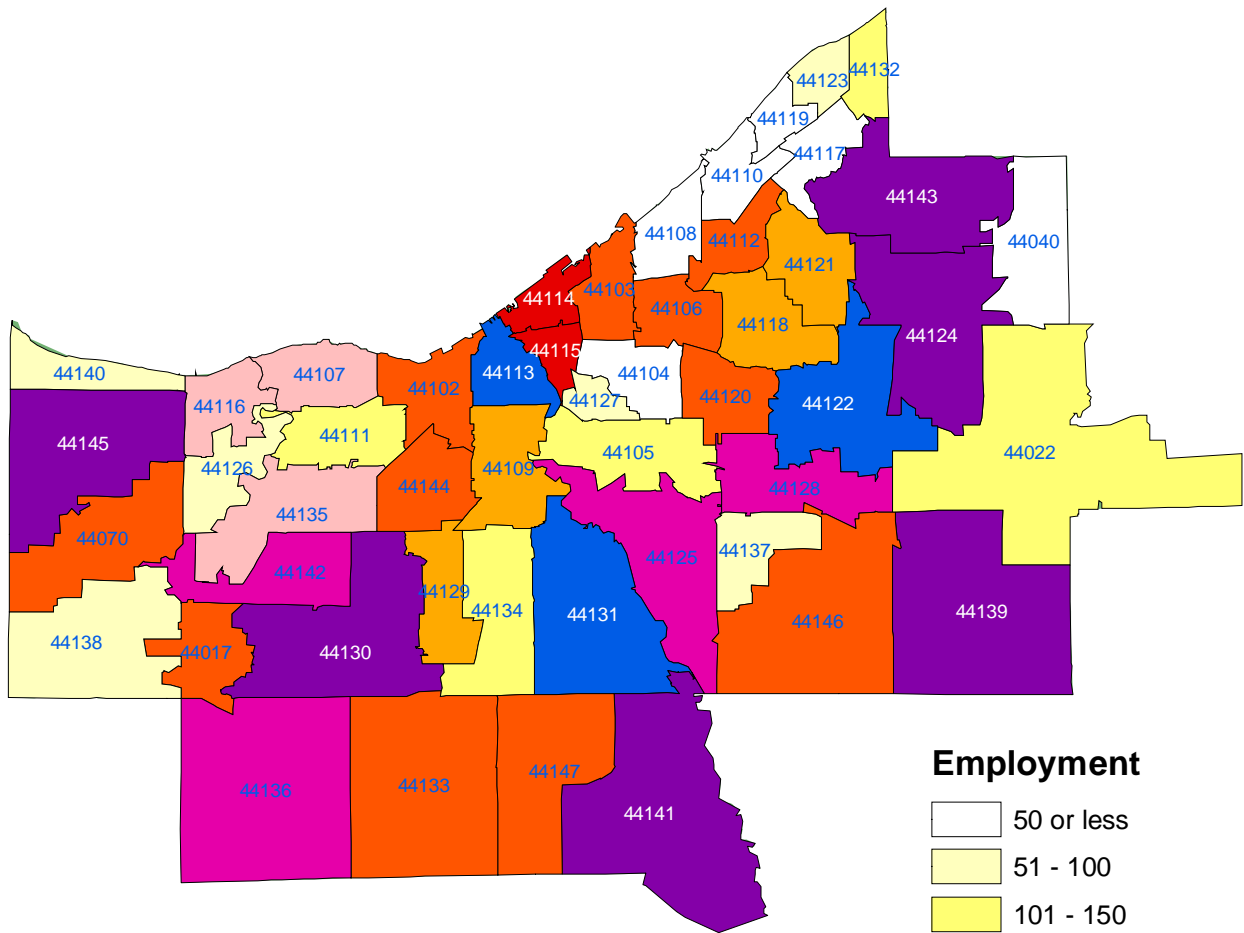
Cuyahoga County

Employment

- 250 or less *
- 251 - 500
- 501 - 750
- 751 - 1,000
- 1,001 - 1,500
- 1,501 - 2,000
- 2,001 - 2,500
- 2,501 - 3,000
- 3,001 - 3,500
- 3,501 and greater


* Includes suppression due to confidentiality

Cuyahoga County NAICS Sector 54, Professional, Scientific, and Technical Services Employment by Zip Code, 1st Quarter 2003



Cuyahoga County

Employment



* Includes suppression due to confidentiality